

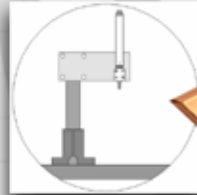
Imagined

Develop high-speed automation to test electrical ratings of normally closed switch used in automotive application.

Engineered Solution

Automated, self-configuring, eight station rotary indexing assembly machine, incorporating millivolt-drop test, insulation resistance test, servo controlled latching distance test, independent accept & reject stations, lot number applicator and sophisticated touch screen controls with SPC and self troubleshooting diagnostics. Equipment designed with self-calibrating capabilities, and continuous quality monitoring.


Reverse switch status and perform insulation resistance (hipot) test.




Spring loaded nest design with dual paired, gold coated high current probes.




Servo controlled test to measure switch latching distance.



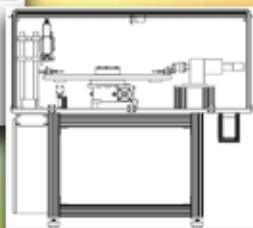

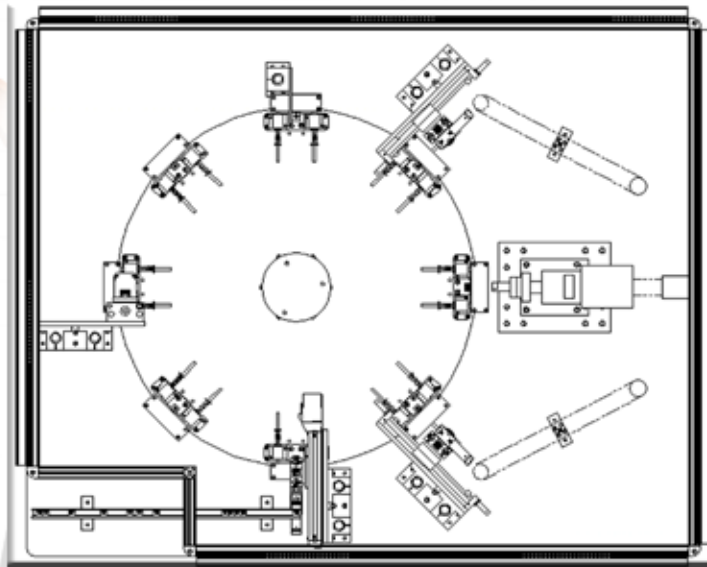
Hybrid servo/pneumatic pick and place station to load switch into nest.



Pick and place station equipped with part detection and verification sensor.



Lot number embossed with heat stamping system.



Compact 4' x 5' footprint.
Fully enclosed with 360° see through access panels.
All aluminum and nickel plated steel construction.

